

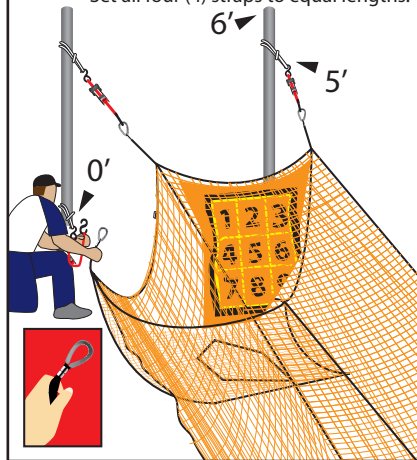
1

UNROLL THE TUNNEL



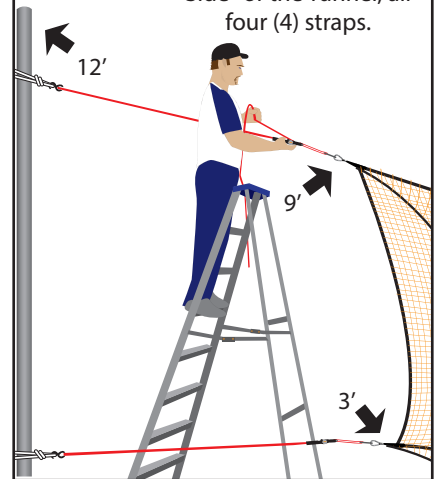
2

Attach the "Strike Zone Side" of the Tunnel over Home Plate. Set all four (4) straps to equal lengths.



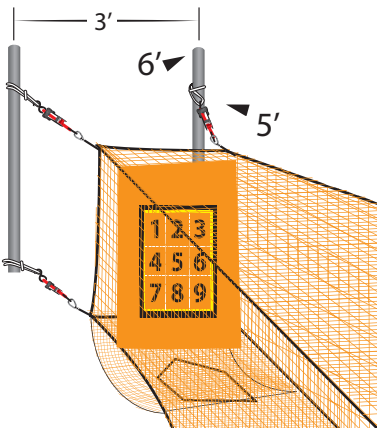
3

Attach the "Pitching Side" of the Tunnel, all four (4) straps.



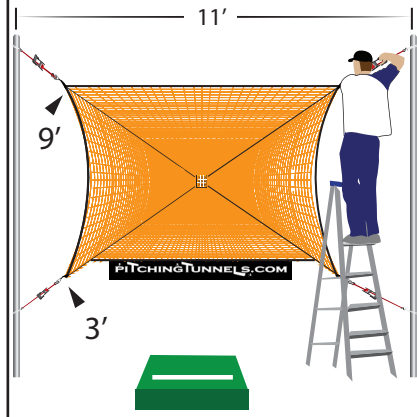
4

Repeat Step 2. Make sure to release ratchets, pull out slack, and click until tight.



5

Repeat Step 3. Make sure to release ratchets, pull out slack, and click until tight.



6

ENJOY!

